

2017 VULCAN S SE

The Vulcan S Special Edition is not your average cruiser.

The Vulcan S SE stands apart, with its Parallel Twin engine, unique frame and suspension layout, and its very non-traditional looks. Unlike any other cruiser, the Vulcan S SE is geared to fit a wide range of riders. Never taking away from its stylish features, this bike takes comfort, adjustability and ease of use to another level. Designed for independent-minded riders, it does not require the rider to conform to any herd mentality fashion or lifestyle. Special attention paid to ensuring high levels of fit & comfort, and confidence in riding make the Vulcan S SE an attractive option for new riders and female riders looking for a stylish, accommodating motorcycle. Accessible in all senses of the word, with the Vulcan S riders can come as they are, and just get on and go. LAMS ready with a low seat height the Vulcan S SE ticks all the boxes.



Engine

Type	Liquid-cooled, 4-stroke Parallel Twin
Displacement	649 cm ³
Bore and Stroke	83.0 x 60.0 mm
Compression ratio	10:9:1
Valve system	DOHC, 8 valves
Fuel system	Fuel injection: Ø 38 mm x 2 with sub-throttles
Ignition	Digital
Starting	Electric
Lubrication	Forced lubrication, wet sump

Drivetrain

Transmission	6-speed, return
Final drive	Chain
Primary reduction ratio	2.095 (88/42)
Gear ratios:	1st 2.438 (39/16)
	2nd 1.714 (36/21)
	3rd 1.333 (32/24)
	4th 1.111 (30/27)
	5th 0.966 (28/29)
	6th 0.852 (23/27)
Final reduction ratio	3.067 (46/15)
Clutch	Wet multi-disc, manual

Frame

Type	Perimeter, high-tensile steel
Wheel travel:	front 130 mm
	rear 80 mm
Tyre:	front 120/70-18M/C 59H
	rear 160/60-17M/C 69H
Caster (rake)	31°
Trail	120 mm
Steering angle (left/right)	35° / 35°

Suspension

Front:	Type	41 mm telescopic fork
Rear:	Type	Offset laydown single shock linkage equipped
	Spring preload	5-way adjustment

Brakes

Front:	Type	Single 300 mm discs
	Caliper	Dual-piston
Rear:	Type	Single 250 mm disc
	Caliper	Single-piston


Dimensions

Overall length	2,310 mm
Overall width	880 mm
Overall height	1,130 mm
Wheelbase	1,575 mm
Ground clearance	130 mm
Seat height	705 mm
Curb mass	226 kg Includes full fuel tank
Fuel capacity	14 litres

Performance

Maximum power	35 kW {48 PS} / 6,600 rpm
Maximum torque	53 N·m {5.4 kgf·m} / 5,600 rpm
Warranty	24 months, Unlimited Kilometres

Colour



The specifications mentioned here apply to and have been achieved by production models under standard operating conditions. We intend only to give a fair description of the vehicle and its performance capabilities but these specifications may not apply to every machine supplied for sale.

Kawasaki Heavy Industries, Ltd. reserves the right to alter specifications without prior notice. Equipment illustrated and specifications may vary to meet individual markets. Available colours may vary by market.

Kawasaki Technology - Click on the Icon to view more information



Easy to control liquid-cooled, DOHC, 8-valve 649 cm³ Parallel Twin Engine

Compact engine tuned for low- and mid-range performance offers an easy to-control character and gratifying acceleration.

Modern Urban Styling

Flowing style with long-and-low stance and modern elements like the original headlamp and cast wheels with five spoke pair design give the Vulcan S very nontraditional cruiser looks.

Light Handling

Low overall weight, fine-tuned chassis rigidity balance, 18"/17" radial tyres and suspension settings result in a bike with light, easy handling and easy manoeuvrability.

Relaxed, foot-forward riding position

The compact engine and slim frame result in a design that is narrow at the knees and feet. Forward positioned footpegs are ideal for relaxed, cruiser-style riding. 3-position footpegs allow riders to adjust foot position to suit size and preference. (Adjustment is with optional accessory parts.)

Low seat height

Low seat and slim overall design make it easy to reach the ground with both feet, contributing to rider confidence.

ABS brakes standard

Large-diameter disc brakes balance ample stopping power with easy control. Customers looking for an added degree of reassuring braking performance with standard front and rear ABS.



Liquid Cooled Parallel Twin Engine

Liquid-cooled, DOHC, 8-valve 649 cm³ Parallel Twin with fuel injection delivers smooth, responsive performance, especially in the low and medium rpm ranges. The engine was tuned for rider-friendly power characteristics that will inspire confidence in new riders. The Vulcan S offers smooth starts from a standstill, smooth acceleration, and a satisfying pull when accelerating. The strong acceleration facilitates highway merging and passing. The Vulcan S is also fitted with the Kawasaki exclusive neutral finder, when stationary in first gear, just shift up



Tyres and Brakes

Wheel sizes (18-inch for the front, 17-inch for the rear) are closer to those found on a sport bike than a typical cruiser model (which often have much larger front wheels). The slightly larger front wheel contributes to the Vulcan S's natural, light handling.

The Vulcan S is equipped with front and rear ABS disc brakes. The 300mm front is gripped and 250mm rear brake rotors are gripped by a twin-piston caliper at the front and a single



Custom Fit & Adjustability

Footrest position adjustable with three positions available: STD, 25 mm forward, 25 mm back. (Alternate shift linkage rods, sold separately, are necessary when changing the position from standard.)

and it will automatically find neutral.

piston caliper for ample stopping power.



Low Comfortable Seat

Features a low 705 mm seat height. The seat design with thick, 62 mm padding offers a wide surface and excellent hip support, ensuring ample comfort for city riding and short tours. The seat bracket is rubber-mounted, reducing vibration transferred through the seat. Optional long and short seats are also available.

D-Shaped Swingarm

The swingarm's D-shaped cross-section gives it a pipe-like design that matches the frame, and contributes to the high-quality appearance.

Offset Rear Shock

Offset laydown rear single-shock suspension is distinctive styling element, contributing the trend setting design. Pre-load adjustment is via an easy access 5-way cam wheel.



Special Styling

Three-tone paint, signature tank badging and orange highlights on the wheel rims and radiator covers the Vulcan S SE helps it to stand out in the crowd.

Instrumentation

Updated compact, stacked instrument cluster matches the bike's overall design and features an easy-to-read layout. Analogue-style tachometer and multi-function LCD screen use blue LED backlights for excellent visibility at night. Features include a new gear position indicator, a fuel gauge, digital speedometer, clock, odometer, dual trip meters, remaining range, average/instant fuel consumption and the Economical Riding Indicator.

Headlight

Curved, flowing style blended with a powerful, long-and-low stance and modern elements creates a unique, eye-catching design. Inverted triangle headlamp contributes to the Vulcan S's fresh, unique design. A position lamp is built into the upper portion of the headlamp unit.



Rear Fender

Tail fender shaped to hug the rear wheel as closely as possible, creating a compact cruiser-style design. The design was made possible in part by the offset laydown rear shock.

Frame

Elegant pipe perimeter frame is a key component of the Vulcan S's identity. The bike's bodywork accentuates the frame, rather than hiding it. The design of the frame, rear suspension and swingarm create an integrated line running from the front of the bike to the rear.

Muffler

Attractive bend of the exhaust pipes and an under-engine muffler arrangement contribute to the Vulcan S's attractive styling.

hub. A pipe frame of high-tensile steel gives the bike a lightweight appearance. 3D analysis was used to achieve the target rigidity and stress values.

Vulcan S ABS Accessories

Full Range of Accessories Available

Accessories for EN650BGFAW 2016 VULCAN S ABS CAF (2790)



BLACK CLUTCH COVER

Black clutch cover plate with aluminium coloured insert with Kawasaki logo.



DC SOCKET

12 Volt DC power socket with bracket and cap for tailor made fitment to the Vulcan S instrument panel. (REQUIRES RELAY 999940510).



EASY REACH HANDLEBAR (BLACK)

Black fatbar-style handlebar with ends that are positioned more inward. Additionally this Easy- reach handlebar effectively comes 44mm closer to the rider.



EXTD RCH SEAT REAR

Firm foam with gel insert provides long distance support and comfort. (CAN ONLY BE FITTED WITH EXTENDED FRONT SEAT K53001251).



EXTENDED REACH SEAT

Comfortable extended reach front seat with gel insert. Must be combined with extended reach rear seat. (K53001252). Front section is adapted to create more room for rider. Padding is thicker for increased comfort. (Includes bracket).



GEAR POSITION INDICATOR

Kawasaki gear position indicator with bracket and cap for tailor made fitment to the Vulcan S instrument panel. (REQUIRES RELAY 999940510).



HELMET LOCK

Bolt-on helmet lock. Lock rotor can be assembled to fit the existing ignition key,



QQR BRACKET FOR WINDSHIELD

QQR bracket for windshield with lock. Must be ordered to fit both large and medium windshields.



QQR BRACKET KIT (SIDE BARS)

Side bars



LEATHER SADDLEBAG SET

The saddlebag kit consists of 3 components (sold separately). 1: Saddlebags (999940522), 2: Support Bracket (999940521B), 3: QQR Bracket side bars (999940523B). Load is 2.2kg per bag, inner dimensions: H26xL33xD13cm. The QQR mounting system allows for easy removal and re-attachment.



LIGHT TOURING KIT PASSENGER

The kits consists of: One of each of the following part numbers. 999940569, Passenger Accessory Kit 999940570, Rear Step Accessory Kit, 999940520B Luggage Rack 999940518B QQR Passenger Backrest 999940523B QQR Bracket Kit 999940522 Leather Saddlebag set 999940521B Saddlebag Supports



LIGHTBAR BLACK

Metal bracket with black finish LED spotlamps for increased visibility with low power consumption. (REQUIRES RELAY 999940510 SOLD SEPARATELY).



LIGHTBAR CHROME

Metal bracket with chrome finish LED spotlamps with low power consumption. For increased visibility. (REQUIRES RELAY 999940510).



LUGGAGE RACK

Durable powder coated steel luggage rack that mounts to your passenger backrest. Length =20cm width =23cm. (REQUIRES BACKREST (999940518B AND BRACKET KIT 999940523B. BOTH SOLD SEPARATELY).



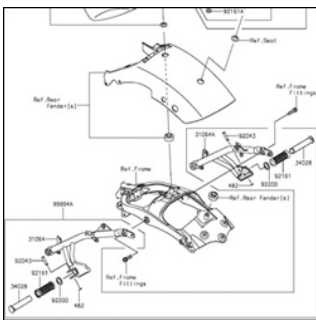
MEDIUM WINDSHIELD

KQR; Kawasaki Quick Release windshield kit with lock allows for easy installation or removal. The complete windshield requires 3 components to be purchased. 1: Fork Bracket (999940546), 2: Lockable windshield bracket (999940526B), 3: Windshield medium clear (999940633)



PASSENGER BACK REST

Passenger backrest (Quick Release). Padded backrest provides passenger comfort and allows for ease installation or removal once installed. The KQR mounting system is key locked for added security. Backrest requires KQR Bracket Kit 999940523B (Sold Separately).



PASSENGERS FOOTREST KIT

Passengers footrest kit



REDUCED REACH SEAT

Comfortable Easy-Reach seat that brings the rider approx 50mm closer to the handlebar. Additionally, the slimmer seat profile allows the rider to reach the ground better.



RELAY FOR ACCESSORIES

Relay for Vulcan S lightbar / 12V outlet / Gear position indicator or other accessories. Only one relay need when multiple electrical accessories are fitted,



SADDLEBAG SUPPORT BRACKET

Saddlebag support bracket



SHIFT ROD EXTENSION

Tie rod, Longer, 230mm. To mount left Vulcan S adjustable footpeg in the forward position (Extended reach)



SHIFT ROD SHORTENER

Tie rod, shorter, 180mm. To mount left Vulcan S adjustable footpeg in the rearward position (Easy Reach)



SOFT TOP CASE

Rugged, water-resistant nylon construction with reinforced foam body and lid to hold shape even when empty. Faux carbon inserts, custom zipper pulls and integrated Kawasaki patch on lid add style 18 liter cargo capacity with expandable feature to add 3" of vertical storage capacity (maximum capacity 21 liters) Reflective piping for additional nighttime visibility Conveniently placed handle allows for easy transport when off the bike Mounts to rear fender using custom quad side straps and steel center bracket with non-scratch rubberized coating to help protect paint finish Rain cover included 18" long x 11" wide x 8"/11" high Note: Do not use on satin, semi-gloss, or flat finish fuel tank surfaces



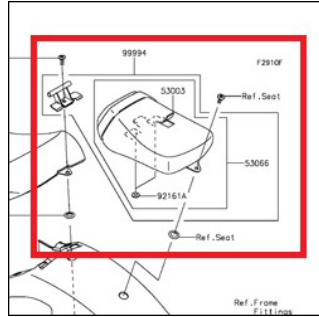
SOLO LUGGAGE RACK

Solo Luggage Rack. Durable powder coated steel luggage rack that replaces the passenger seat. Length=35cm, width= 20cm in Anthracite Blac.



STAND BOBBIN (SET OF 2) WITH PROT

* M10 BOBBIN for use with motorcycle rear wheel stands (Set of 2) with protectors



STANDARD PASSENGER SEAT

Standard passenger seat. Also requires KIT-ACCESSORY,REAR STEP part number 99994-0570 (sold separately).



TANK BAG

Rugged, water-resistant nylon construction with reinforced foam body and lid to hold shape even when empty. Faux carbon inserts, custom zipper pulls and integrated Kawasaki patch on lid add style. Clear window tray at front of lid for toll transponder, coins, etc. Replacement Tank Bag Tray Cover (K57003-117) available, sold separately. 18 liter cargo capacity with expandable feature to add 3" of vertical storage capacity (maximum capacity 21 liters) Reflective piping for additional nighttime visibility Conveniently placed handle allows for easy transport when off bike Internal mesh pocket keeps small items separate Power/drink tube port at top of bag for direct access to electronic devices, hydration systems, etc. Mounts to fuel tank using custom dual straps and lightweight magnetic skirt with non-scratch rubberized coating to help protect paint finish Rain cover included 17" long x 11" wide x 6"/9" high



UNIVERSAL GPS KIT

The universal GPS package allows various installation options without using additional accessories. Comes with splashproof bag to protect GPS for the weather and all mounting gear. (ordered on demand).



VULCAN S LIGHT TOURER KIT

Kit consists of Solo Luggage Rack, KQR Bracket Black, Saddlebag Support Bracket and Leather Saddlebags.



VULCAN S MID TOURER KIT

The kit consists of: Windshield, Windshield Bracket, Windshield Fork Leg Bracket, Solo Luggage Rack, Leather Saddlebags, Saddlebag Supports, KQR Bracket Black.



WINDSHIELD FORK BRACKET

Bracket on front fork for both large and medium windshields.